



# ENERGY STAR® OVERVIEW OF 2013 ACHIEVEMENTS

## ENERGY EFFICIENCY PROTECTS THE ENVIRONMENT AND STRENGTHENS THE ECONOMY

Global climate change continues to be a pressing environmental problem, but through energy efficiency, individuals and organizations are already reaping the benefits of reduced greenhouse gas (GHG) emissions. Consistent with the President’s 2013 Climate Action Plan, the U.S. Environmental Protection Agency (EPA) continues to support the deployment of energy-efficient products, practices, and services through the ENERGY STAR program. This voluntary program represents one component of EPA’s ongoing efforts to develop national programs, policies, and regulations for reducing air pollution. The investment in both near- and long-term solutions to combat climate change through energy efficiency is contributing to important health and environmental benefits while strengthening our economy.

Since 1992, the ENERGY STAR program has led the way in finding innovative solutions for reducing GHG emissions. Together with its diverse set of partners, ENERGY STAR is dismantling market barriers that limit the growth of widespread energy efficiency and persist across the residential, commercial, and industrial sectors. By offering technical assistance, developing tools, and sharing best practices, the ENERGY STAR program helps consumers and businesses to improve energy efficiency. The ENERGY STAR program continues to be a trusted source of information that helps Americans make energy-saving changes in the way they live and work.

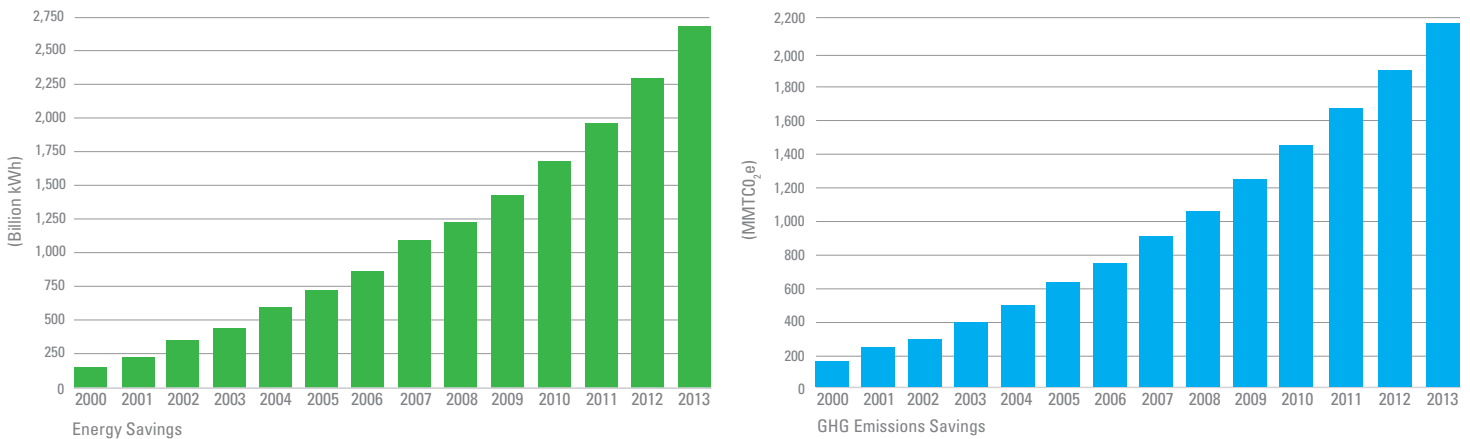
This document provides a brief overview of key ENERGY STAR achievements in 2013.

## RESULTS FOR 2013

In 2013, millions of consumers and 16,000 partners tapped the value of ENERGY STAR and achieved impressive financial and environmental results. Their investments in energy-efficient technologies and practices reduced utility bills by \$30 billion<sup>1</sup> and will continue to provide cost savings for years to come.

Americans, with the help of ENERGY STAR, prevented more than 277 million metric tons of GHG emissions<sup>2</sup> (see Fig. 1) in 2013 alone—providing over \$10 billion in benefits to society due to reducing damages from climate change.<sup>3</sup>

Fig. 1. ENERGY STAR Program Benefits Have Doubled in the Last Five Years



<sup>1</sup> ENERGY STAR program cost/benefit calculations began in 1993.

<sup>2</sup> All reductions in annual GHG emissions are reported in million metric tons of carbon dioxide equivalent (MMTCo<sub>2</sub>e).

<sup>3</sup> Societal benefits are based on the social cost of carbon which monetizes the damages associated with an incremental increase in carbon emissions in a given year, including (but not limited to) changes in net agricultural productivity, human health, property damages from increased flood risk, and the value of ecosystem services. Source: Interagency Working Group on Social Cost of Carbon, United States Government. 2013. Technical Support Document: Technical Update of the Social Cost of Carbon for Regulatory Impact Analysis Under Executive Order 12866. November. United States Government. Available online at <http://www.whitehouse.gov/sites/default/files/omb/assets/foreg/technical-update-social-cost-of-carbon-for-regulator-impact-analysis.pdf>.



## ENERGY STAR FOR PRODUCTS

As the national symbol for energy efficiency, ENERGY STAR makes it easy for consumers and businesses to purchase products that save them money and protect the environment. EPA remains focused on maintaining program integrity, while expanding ENERGY STAR's role as a trusted resource for Americans in the fight against climate change.

**Certified Products.** Americans purchased nearly 300 million ENERGY STAR certified products in 2013 across more than 70 product categories for a cumulative total exceeding 4.8 billion products since 1993 (see Fig. 2). Today, more than 85% of the American public recognizes the ENERGY STAR label.

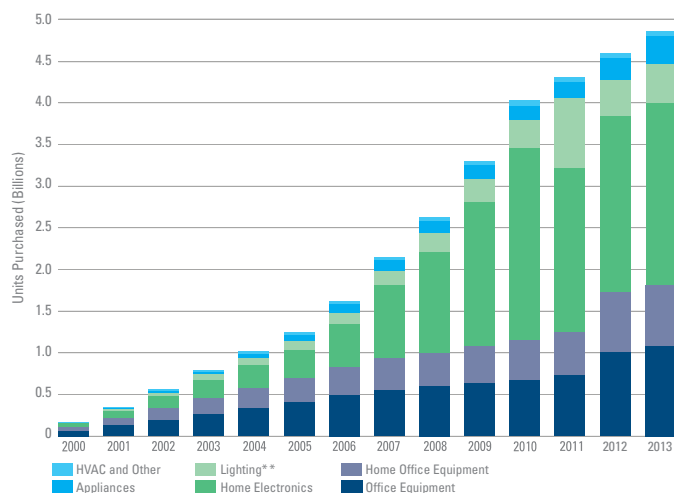
**ENERGY STAR Most Efficient 2013.** By the end of 2013, more than 1,500 models from nearly 140 manufacturers were recognized as the "best of the best" in energy efficiency. Categories included televisions, computer monitors, clothes washers, refrigerators, heating and cooling equipment, ventilation and ceiling fans, and windows.

**ENERGY STAR Product Specifications.** EPA updated performance requirements for enterprise servers, imaging equipment, computers, telephony, lamps, commercial refrigeration and ovens, water coolers, refrigerators, boilers, and roofs. ENERGY STAR added requirements for data center storage, small network equipment, pool pumps, and commercial water heaters.

### Third-Party Certification for ENERGY STAR Products.

All products that earn the ENERGY STAR are subject to strict testing and certification requirements before they can carry the label. As of the end of 2013, there were more than 45,000 certified products. Verification testing administered by EPA-recognized certification bodies is also in process for all product categories. In 2013, EPA disqualified 62 models based on the results of this post-market testing. The program's emphasis on testing and third-party product review ensures that consumers can trust ENERGY STAR certified products to deliver the energy savings promised by the label.

**Fig. 2. More than 4.8 Billion ENERGY STAR Certified Products Purchased Since the Program Began\***



\* Program began in 1992.

\*\* Lighting category does not include purchases of light bulbs.

## Change the World, Start with ENERGY STAR Campaign.

Through 2013, more than 3.2 million individuals took the ENERGY STAR pledge to make energy-efficient changes at home, representing more than 15 billion pounds in GHG emissions reductions. 2013 also marked the second year of Team ENERGY STAR, this time featuring themes from the 20th Century Fox movie, EPIC. Nearly 300,000 youths made an EPIC difference with ENERGY STAR through pledges, stories, artwork, and community service projects. PTO Today engaged thousands through Team ENERGY STAR educational events at schools across the country. A Boys & Girls Clubs of America event at an Atlantic City Club that had been damaged as a result of Hurricane Sandy served as a shining example of how energy-efficient improvements can not only reinvigorate a Club, but also provide long-term community benefits. These initiatives, along with thousands of partner-led ENERGY STARs Across America events, represent a vital and growing national movement to protect the environment from climate change.

## ENERGY STAR FOR HOMES

Through ENERGY STAR, EPA works to increase the energy efficiency of the nation's new and existing housing stock to cost-effectively reduce GHG emissions, while lowering Americans' utility bills and improving the comfort of their homes.

### Full Implementation of New Requirements for ENERGY STAR Certified Homes.

2013 represented the first year for full implementation of EPA's new, more rigorous requirements for homes to earn the ENERGY STAR label. Homes certified under these requirements are at least 15% more efficient than those built to the 2009 International Energy Conservation Code (IECC), and include additional energy-saving features to deliver a performance advantage of up to 30% compared to typical new homes. More than 90,000 new homes earned the ENERGY STAR in 2013, bringing the total number of certified homes to more than 1.5 million (see Fig. 3). Since EPA began labeling new homes in 1995, American homeowners have saved over \$4 billion on their energy bills and reduced GHG emissions by more than 46 billion pounds. In 2013 alone, families living in ENERGY STAR certified homes saved in excess of \$500 million on their utility bills.

### ENERGY STAR for New Multifamily High-Rise Buildings.

Since multifamily high-rise buildings first became eligible to earn the ENERGY STAR label, 69 buildings containing more than 6,100 individual units have been certified. These high-rise buildings must meet EPA's energy efficiency guidelines and be designed to be at least 15% more efficient than the building energy code. In 2013, 28 buildings containing over 2,300 multifamily high-rise units were certified. When combined with multifamily low-rise homes, more than 100,000 multifamily housing units have been certified to date.

**Home Performance with ENERGY STAR.** In 2013, an estimated 75,000 homes were improved through the whole house retrofit program, Home Performance with ENERGY STAR (HPwES). This work was performed by 52 locally sponsored programs, including two new programs launched in 2013, and more than 2,000 participating contractors across the nation. Since the program's inception, more than 330,000 homes have been improved through HPwES. The HPwES program is administered by the U.S. Department of Energy, with support from EPA.

### Energy Efficiency Guidance and Tools for Homeowners.

In 2013, nearly 1 million Americans visited the homes section of the ENERGY STAR website to find information about home efficiency improvements, and used the Home Energy Yardstick and Home Energy Advisor to assess their homes' energy use and get recommendations to help reduce utility bills and improve comfort. In 2013, ENERGY STAR improved the Home Energy Yardstick with the addition of Green Button. Homeowners with access to Green Button can easily upload their home utility data into the Yardstick to see how their home energy use compares to other similar homes.

**Affordable Housing.** In fiscal year 2013, more than 5,000 ENERGY STAR certified homes were built within the affordable housing sector using funding from the U.S. Department of Housing and Urban Development's HOME Investment Partnerships Program. In addition, more than 120 Habitat for Humanity affiliates nationwide built over 900 ENERGY STAR certified homes for low-income families.

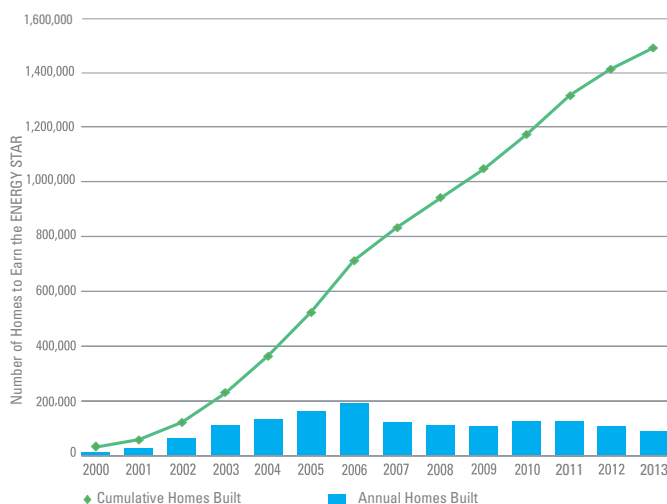
## ENERGY STAR FOR BUSINESS

More than 7,000 organizations have partnered with EPA to deliver GHG emissions reductions, reduce business risk, and increase financial value through ENERGY STAR. These ENERGY STAR partners demonstrate practical and proven solutions to increase the efficiency of buildings and industrial plants and serve as examples for others to follow.

### ENERGY STAR Portfolio Manager Gets Turbo Charged.

In 2013, EPA released a complete upgrade for ENERGY STAR Portfolio Manager, the industry-leading benchmarking tool used by more than 70,000 individual accounts to measure, track, assess, and report on the energy and water consumption of more than 325,000 commercial buildings nationwide—nearly 40% of the nation's commercial building space (see Fig. 4). The new tool improves collaboration through advanced reporting and increased security. It offers easier data entry and enhanced graphics, data checks, and custom tabs to plan and set goals for current and future projects. This makes it possible to track a building from design to operation.

**Fig. 3. More than 1.5 Million Homes Nationwide Have Earned the ENERGY STAR Label**



**1-100 ENERGY STAR Scores Launched in Canada.** Through a multi-year partnership with Natural Resources Canada, ENERGY STAR Portfolio Manager debuted in Canada with a scoring system for commercial buildings. The unprecedented launch increased the functionality of Portfolio Manager, making it easier for multinational organizations to use one platform for consistent energy management.

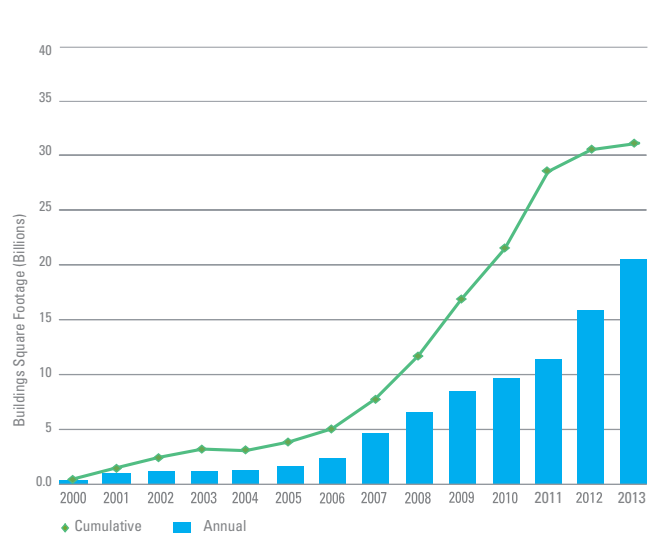
**ENERGY STAR Certification for Top Performance.** By the end of 2013, more than 23,000 buildings and plants representing more than 3 billion square feet of space had earned ENERGY STAR certification. These top performers demonstrate that it is possible to emit 35% fewer GHG emissions than typical facilities while delivering financial value to an organization. Academic, industry, and EPA studies have shown that ENERGY STAR certified buildings cost less to operate, increase the asset value of the property, and have increased rents and fewer turnovers than similar non-certified buildings.

**The Battle of the Buildings Advances.** The 2012 competition ended with more than 3,000 competitors who reduced annual GHG emissions equal to the electricity used by more than 43,000 homes. The winning elementary school from Bloomfield, NJ cut its energy use by 52%. More than 85 buildings reduced energy by at least 20% in one year.

**New Levels of Industrial Efficiency.** EPA expanded to new industries in 2013, creating an ENERGY STAR focus for aluminum casting and releasing a new energy guide for concrete manufacturers. EPA also updated valuable energy efficiency guides for the cement and petroleum industries. Partners continued to adopt the ENERGY STAR Guidelines for Energy Management as a foundation for significant improvement, and a record number of industrial sites also committed to the ENERGY STAR Challenge for Industry. Seventy-one met or exceeded their targets in 2013 by achieving a 10% reduction in energy intensity.

**Reaching More Audiences.** Through the ENERGY STAR partnership, service and product providers, utility companies, energy efficiency program administrators, and federal, state, and local governments are using tools such as Portfolio Manager to connect energy users to energy solutions through local competitions, mandates, rebates, and other opportunities.

**Fig. 4. Steady Growth in Building Space Benchmarked**



*Cumulative square footage represents the unique building floor space benchmarked in Portfolio Manager. Building space benchmarked over multiple years is only counted once in the cumulative total.*



# ENERGY STAR® PARTNER OF THE YEAR AWARD WINNERS

## PARTNER OF THE YEAR - SUSTAINED EXCELLENCE

3M Company  
*St. Paul, MN*

AEP Ohio  
*Columbus, OH*

AEP Texas Central  
*Corpus Christi, TX*

Air King Limited  
*West Chester, PA*

Allergan, Inc.  
*Irvine, CA*

Arizona Public Service  
*Phoenix, AZ*

Austin Energy  
*Austin, TX*

AVR Homebuilders  
*Yonkers, NY*

Baltimore Gas and Electric Company (BGE)  
*Baltimore, MD*

Beacon Capital Partners LLC  
*Boston, MA*

Bentall Kennedy  
*Seattle, WA*

BOMA International  
*Washington, DC*

Bosch Home Appliances  
*Irvine, CA*

CalPortland Company  
*Glendora, CA*

CBRE, Inc.  
*Los Angeles, CA*

Cenergistic  
*Dallas, TX*

CenterPoint Energy  
*Houston, TX*

Colgate-Palmolive Company  
*New York, NY*

Columbia Gas of Ohio  
*Columbus, OH*

ComEd  
*Chicago, IL*

Des Moines Public School District  
*Des Moines, IA*

Eastman Chemical Company  
*Kingsport, TN*

Ecova  
*Spokane, WA*

Energy Inspectors Corporation  
*Las Vegas, NV*

EnergyCAP, Inc.  
*State College, PA*

EnergyLogic, Inc.  
*Berthoud, CO*

Entergy Texas  
*Beaumont, TX*

Evergreen Public Schools  
*Vancouver, WA*

Fanning Howey  
*Celina, OH*

Focus on Energy  
*Madison, WI*

Food Lion and Bottom Dollar Food  
*Salisbury, NC*

General Motors Company  
*Detroit, MI*

Gresham-Barlow School District  
*Gresham, OR*

Habitat for Humanity of Greater Nashville  
*Nashville, TN*

Habitat for Humanity of Metro Denver  
*Denver, CO*

Hanesbrands Inc.  
*Winston Salem, NC*

Hines  
*Houston, TX*

Houston Habitat for Humanity  
*Houston, TX*

ITW Food Equipment Group, LLC  
*Troy, OH*

J. C. Penney Company, Inc.  
*Plano, TX*

JLL  
*Chicago, IL*

KB Home  
*Los Angeles, CA*

Kentucky Pollution Prevention Center  
*Louisville, KY*

Kohls Department Stores, Inc.  
*Menomonee Falls, WI*

LG Electronics, Inc.  
*Englewood Cliffs, NJ*

Liberty Property Trust  
*Malvern, PA*

Loudoun County Public Schools  
*Broadlands, VA*

Manitowoc Foodservice  
*New Port Richey, FL*

Merck & Co., Inc.  
*Whitehouse Station, NJ*

Meritage Homes Corporation  
*Scottsdale, AZ*

New Jersey Board of Public Utilities  
*Trenton, NJ*

New York State Energy Research and Development Authority (NYSERDA)  
*Albany, NY*

New York-Presbyterian Hospital  
*New York, NY*

Nissan North America, Inc.  
*Franklin, TN*

Northeast Energy Efficiency Partnerships, Inc. (NEEP)  
*Lexington, MA*

Panasonic Eco Solutions North America  
*Newark, NJ*

PepsiCo, Inc.  
*Purchase, NY*

ProVia Door, Inc.  
*Sugarcreek, OH*

PSEG Long Island  
*Uniondale, NY*

Raytheon Company  
*Waltham, MA*

Saint-Gobain  
*Valley Forge, PA*

Samsung Electronics Co., Ltd.  
*Suwon, South Korea*

Sears Holdings Corporation  
*Hoffman Estates, IL*

Servidyne  
*Atlanta, GA*

Southern California Edison  
*Rosemead, CA*

Staples, Inc.  
*Framingham, MA*

The Boeing Company  
*Chicago, IL*

The Home Depot  
*Atlanta, GA*

TIAA-CREF  
*New York, NY*

Toyota Motor Engineering & Manufacturing North America, Inc.  
*Erlanger, KY*

TRANSWESTERN  
*Houston, TX*

USAA Real Estate Company  
*San Antonio, TX*

## PARTNER OF THE YEAR - CLIMATE COMMUNICATIONS

Air King Limited  
*West Chester, PA*

Allergan, Inc.  
*Irvine, CA*

Des Moines Public School District  
*Des Moines, IA*

General Motors Company  
*Detroit, MI*

Georgia Interfaith Power & Light  
*Decatur, GA*

JLL  
*Chicago, IL*

KB Home  
*Los Angeles, CA*

LG Electronics, Inc.  
*Englewood Cliffs, NJ*

New York-Presbyterian Hospital  
*New York, NY*

Samsung Electronics Co., Ltd.  
*Suwon, South Korea*

## PARTNER OF THE YEAR

Beazer Homes USA, Inc.  
*Atlanta, GA*

Best Buy Co., Inc.  
*Richfield, MN*

Brandywine Realty Trust  
*Radnor, PA*

Brighton Homes Idaho, Inc.  
*Boise, ID*

Building Energy, Incorporated  
*Star, ID*

Burton Energy Group  
*Alpharetta, GA*

Cassidy Turley  
*Washington, DC*

Consumers Energy  
*Jackson, MI*

Corning Incorporated  
*Corning, NY*

D.R. Wastchak, LLC  
*Tempe, AZ*

Delmarva Power & Light Company (Delmarva Power)  
*Washington, DC*

DIRECTV  
*El Segundo, CA*

Efficiency Vermont  
*Burlington, VT*

Entergy New Orleans  
*New Orleans, LA*

Goby  
*Chicago, IL*

Good Earth Lighting, Inc.  
*Wheeling, IL*

Hoshizaki America, Inc.  
*Peachtree City, GA*

Illinois Energy Office at the Department of Commerce and Economic Opportunity  
*Springfield, IL*

Institute for Sustainable Energy  
*Willimantic, CT*

Integral Building & Design, Inc.  
*New Paltz, NY*

Intertape Polymer Group, Inc.  
*Sarasota, FL*

Kenton County School District  
*Ft. Wright, KY*

Kentucky School Boards Association  
*Frankfort, KY*

Kilroy Realty Corporation  
*Los Angeles, CA*

Mansfield Independent School District  
*Mansfield, TX*

Masco Home Services  
*Daytona Beach, FL*

MaxLite  
*West Caldwell, NJ*

Memorial Hermann Health System  
*Houston, TX*

Nationwide Marketing Group  
*Winston Salem, NC*

New Mexico Gas Company  
*Albuquerque, NM*

NH CORE Energy Efficiency Team  
*Manchester, NH*

North Penn School District  
*Lansdale, PA*

Parmenter Realty Partners  
*Miami, FL*

Pella Corporation  
*Pella, IA*

Pentair Aquatic Systems  
*Sanford, NC*

Philips Lighting Company  
*Somerset, NJ*

Potomac Electric Power Company (Peppo)  
*Washington, DC*

Salt River Project Agricultural Improvement and Power District  
*Tempe, AZ*

SkyeTec  
*Jacksonville, FL*

Soft-Lite Windows  
*Streetsboro, OH*

South Carolina Electric & Gas  
*Cayce, SC*

Southern Maryland Electric Cooperative (SMECO)  
*Hughesville, MD*

Technical Consumer Products, Inc. (TCP)  
*Aurora, OH*

Verizon Wireless  
*Basking Ridge, NJ*

Vornado Realty Trust  
*New York, NY*

## AWARDS FOR EXCELLENCE

### ENERGY STAR Promotion

Dominion East Ohio Gas Company  
*Cleveland, OH*

Northwest Energy Efficiency Council  
*Seattle, WA*

The Energy Efficiency Fund  
*New Britain, CT*

The United Illuminating Company  
*Orange, CT*

### Retailing

Metro Lighting  
*Brentwood, MO*

### Energy Efficient Product Design

Cree, Inc.  
*Durham, NC*

Ricoh Americas Corporation  
*Malvern, PA*

### Affordable Housing

Habitat for Humanity of Pinellas County, Inc.  
*Clearwater, FL*

Tennessee Valley Authority (TVA)  
*Knoxville, TN*

For more information, visit [www.energystar.gov](http://www.energystar.gov).

All values and figures for 2013 are preliminary as of March 1, 2014. Source for all figures: EPA Climate Protection Partnerships Division.